

FUND UPDATE

BCF KiwiSaver Scheme

for the year ended 31 March 2020

This fund update was made publicly available on 14 July 2020.

WHAT IS THE PURPOSE OF THIS UPDATE?

This document tells you how the fund has performed and what fees were charged. The document will help you to compare the fund with other funds. Arotahi Trust Limited prepared this update in accordance with the Financial Markets Conduct Act 2013.

This information is not audited and may be updated.

DESCRIPTION OF THIS FUND


The fund is invested principally in term deposits with New Zealand-registered banks but also has a small exposure to a loan made on arm's length terms to an organisation within the Brethren Christian Fellowship. Further diversification could happen once the fund reaches a critical size (as determined by the Trustee).

The current investment objective for the fund is to achieve a real return (before investment costs and tax) which exceeds the return of the S&P/NZX 90 Day Bank Bill Index over rolling one-year periods.

Total value of the fund	\$9,745,728
Number of investors in the fund	643
The date the fund started	1 April 2011

WHAT ARE THE RISKS OF INVESTING?

Risk indicator for the BCF KiwiSaver Scheme¹:



The risk indicator is rated from 1 (low) to 7 (high). The rating reflects how much the value of the fund's assets goes up and down. A higher risk generally means higher potential returns over time, but more ups and downs along the way.

To help you clarify your own attitude to risk, you can seek financial advice or work out your risk profile at www.sorted.org.nz/tools/investor-kickstarter.

Note that even the lowest category does not mean a risk-free investment, and there are other risks that are not captured by this rating.

This risk indicator is not a guarantee of a fund's future performance. The risk indicator is based on the returns data for 5 years to 31 March 2020. While risk indicators are usually relatively stable, they do shift from time to time. The risk indicator will continue to be updated in future fund updates.

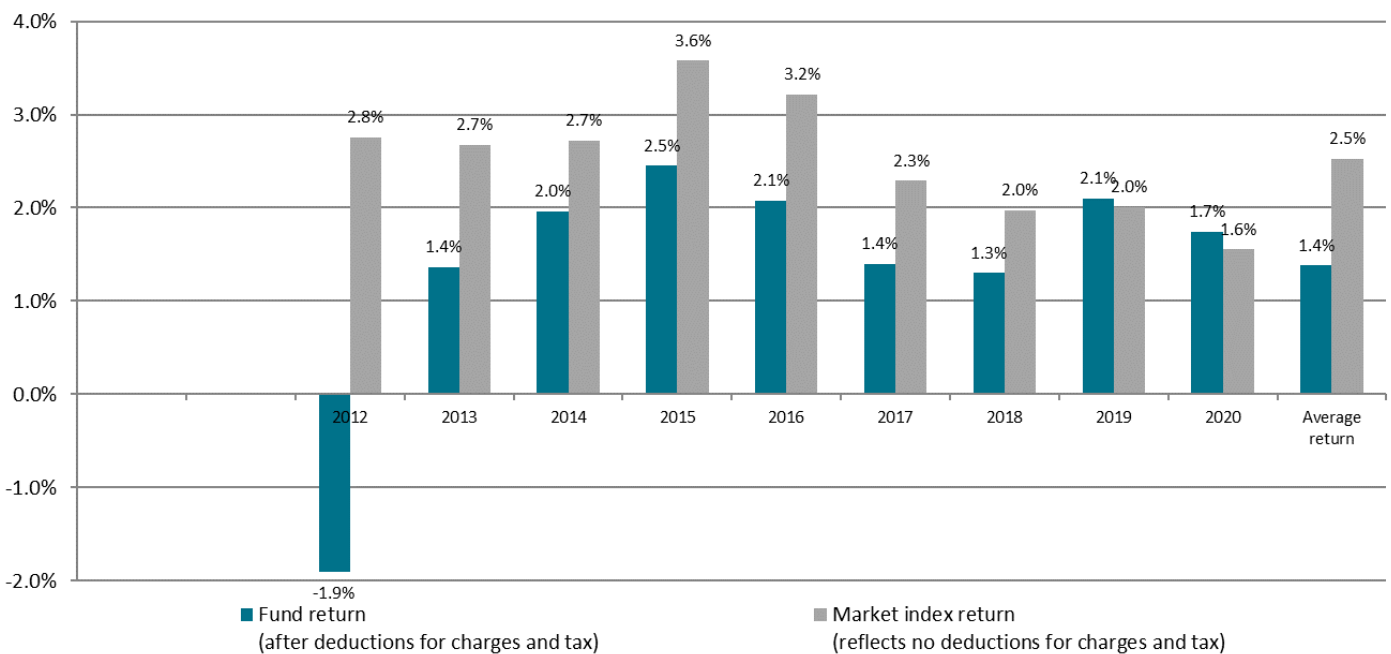
See the Product Disclosure Statement (PDS) for more information about the risks associated with investing in this fund.

HOW HAS THE FUND PERFORMED?

	Average over past five years	Past year
Annual return (after deductions for charges and tax)	1.72%	1.74%
Annual return (after deductions for charges but before tax)	2.49%	2.83%
Market index annual return (reflects no deduction for charges and tax)	2.21%	1.55%

The market index return is the return from the S&P/NZX 90 Day Bank Bills Index. Additional information about this market index is available in the *Other Material Information* document for the fund on the offer register at www.disclose-register.companiesoffice.govt.nz (search for *BCF KiwiSaver Scheme*).

ANNUAL RETURN GRAPH²



This shows the return after fund charges and tax for each complete year ending 31 March since the fund started. The last bar shows the average annual return since the fund started, up to 31 March 2020.

Important: This does not tell you how the fund will perform in the future. Returns in this update are after tax at the highest prescribed investor rate (PIR) for an individual New Zealand resident. Your tax may be lower.

WHAT FEES ARE INVESTORS CHARGED?

Investors in the BCF KiwiSaver Scheme are charged fund charges. In the year to 31 March 2020 these were:

% of net asset value	
TOTAL FUND CHARGES	1.05%
Which are made up of:	
TOTAL MANAGEMENT AND ADMINISTRATION CHARGES	1.05%
Including:	
Manager's basic fee	1.05%
Other management and administration charges	0.00%
TOTAL PERFORMANCE BASED FEES	0.00%
	Dollar amount per investor
OTHER CHARGES	52

Investors may also be charged individual action fees for specific actions or decisions (for example, for withdrawing from or switching funds). See the PDS for more information about those fees.

Small differences in fees and charges can have a big impact on your investment over the long term.

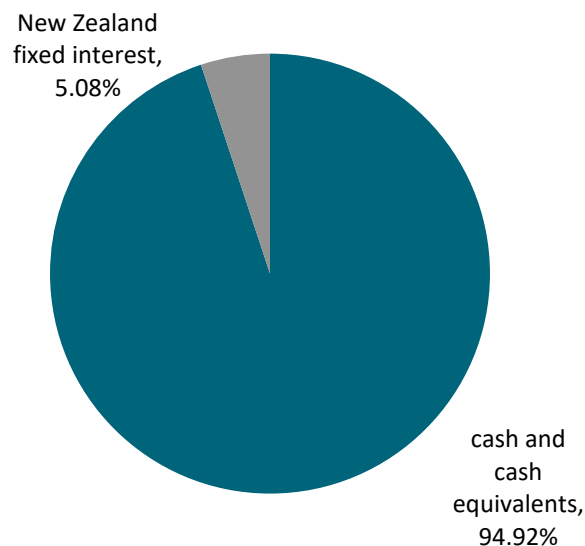
EXAMPLE OF HOW THIS APPLIES TO AN INVESTOR

Lucy had \$10,000 in the fund at the start of the year and did not make any further contributions. At the end of the year, Lucy received a return after fund charges were deducted of \$174.42 (that is 1.74% of her initial \$10,000. Lucy also paid \$52.00 in other charges. This gives Lucy a total return after tax of \$122.42 for the year.

WHAT DOES THE FUND INVEST IN?

Actual investment mix

This shows the types of assets that the fund invests in



Target investment mix

This shows the mix of assets that the fund generally intends to invest in.

cash and cash equivalents	94.92%
New Zealand fixed interest	5.08%
International fixed interest	0.00%
Australasian equities	0.00%
international equities	0.00%
listed property	0.00%

TOP 10 INVESTMENTS

	Name	% of fund net assets	Type	Country	Credit rating (if applicable)
1	<i>KiwiBank Term Deposit</i>	29.47%	<i>cash and cash equivalent</i>	NZ	
2	<i>TSB Term Deposit</i>	25.87%	<i>cash and cash equivalent</i>	NZ	
3	<i>Westpac Term Deposit</i>	23.66%	<i>cash and cash equivalent</i>	NZ	
4	<i>BNZ Term Deposit</i>	12.77%	<i>cash and cash equivalent</i>	NZ	
5	<i>Canterbury Education Trust</i>	5.08%	<i>cash and cash equivalent</i>	NZ	
6	<i>ASB Term Deposit</i>	2.07%	<i>NZ fixed interest</i>	NZ	
7	<i>ANZ Current Account</i>	1.08%	<i>cash and cash equivalent</i>	NZ	
8					
9					
10					

The top 7 investments make up 100.00% of the fund.

Refer to the Statement of Investment Policy and Objectives for more information which is available from www.disclose-register.companiesoffice.govt.nz.

KEY PERSONNEL

This shows the directors and employees who have the most influence on the investment decisions of the fund.

	Name	Current position	Time in current position	Previous or other position	Time in previous or other position
1	<i>Kevin Cedric Sorensen</i>	<i>Director of Arotahi Trust Limited</i>	<i>4 years, 2 months</i>		
2	<i>Maurice Allen Hall</i>	<i>Director of Arotahi Trust Limited</i>	<i>7 years</i>		
3	<i>John McKay Mason</i>	<i>Director of Arotahi Trust Limited</i>	<i>7 years</i>		
4	<i>Jeffrey Paul Prestidge</i>	<i>Director of Arotahi Trust Limited</i>	<i>2 months</i>		

FURTHER INFORMATION

You can also obtain this information, the PDS for the BCF KiwiSaver Scheme, and some additional information from the offer register at www.disclose-register.companiesoffice.govt.nz.

NOTES

- 1) The risk indicator has been calculated using:
 - (i) for the period 1 April 2015 to 30 November 2018, a mix of market index returns based on the S&P/NZX 90 Day Bank Bills Index and (with respect to the New Zealand fixed interest investment) an alternative method described in the Other Material Information document on the offer register at www.disclose-register.companiesoffice.govt.nz; and
 - (ii) for the period 1 December 2018 to 31 March 2020, actual fund returns.

As a result, the risk indicator may provide a less reliable indication of the potential future volatility of the fund.

- 2) Because there is no appropriate market index for the fund's New Zealand fixed interest investment, the market index annual return used in the *How has the fund performed?* table and the *Annual Return Graph* has been calculated based on the appropriate market index for some, but not all, of the assets of the fund (being the S&P/NZX 90 Day Bank Bills Index, used for the fund's investments in cash and cash equivalents).
As a result, the annual return on the market index used may be a less reliable indicator of the performance of the fund as a whole than would be the case if that market index were appropriate for all of the assets of the fund.